








JAPANESE SPRINGBRAKES - NEW UNITS & REPAIR KITS

<p>NEW UNIT - AS3900 Park only - T24 8 Stud around rear 2 Stud mount Ports 90° - 1/4" Kit - JSK 48</p>			<p>NEW UNIT - AS3905 Park only - T24 8 Stud around rear 2 Stud mount Ports in line - 1/8" Kit - JSK 48</p>
<p>NEW UNIT - AS3906 Park only - T24 8 Stud around rear 2 Stud mount Ports in line - 3/8" Kit - JSK 48</p>			<p>NEW UNIT - AS3915 Park only - T24 8 Stud around rear 4 Stud mount Ports in line - 1/4" Clevis out rear Kit - JSK 48.5</p>
<p>NEW UNIT - AS3920 Park & service - T30/24 4 Stud mount Ports 45° - 3/8" Double clamp Kit - JSK 48.3</p>			<p>NEW UNIT - AS3940/5 Park and service - T24/30 4 Stud mount Ports 45° - 1/4" 8 Stud and clamp Kit - JSK 48+diaphragm</p>
<p>NEW UNIT - AS3925 Park & service - T30/24 2 Stud mount Ports 45° - 1/4" Bolted hexagonal flange Hino & Mitsubishi Kit - JSK 48.2 (includes diaphragm)</p>			<p>NEW UNIT - AS3926 Park & service - T30/24 4 Stud mount Ports 45° - 3/8" Bolted hexagonal flange Hino & Mitsubishi Kit - JSK 48.2 (includes diaphragm)</p>
<p>NEW UNIT - AS3960 Park & service - T30/30 Stud mount Ports 45° - 3/8" 8 Stud and clamp Mitsubishi Kit - JSK 48+diaphragm</p>			<p>NEW UNIT - AS3980 Park & service - T30/30 2 Stud mount Ports in line - M22 8 Stud and clamp Kit - JSK 48+diaphragm</p>
<p>NEW UNIT - AS3990 Park & service - T30/30 2 Stud mount Ports 90° - 3/8" 8 Stud and clamp Kit - JSK 48+diaphragm</p>			<p>NEW UNIT - JV3850 Service Chamber Type 24</p>